



## Accurate AC Voltage Sensor CYVS412D01

The **CYVS412D01** AC Voltage Sensor/Transducer works according to electromagnetic induction principle and is designed for applications to measurement and monitoring of single phase AC voltage. The output signal (DC voltage) of this transducer is proportional to the amplitude of input AC voltage. They are suitable for general applications such as fixed frequency voltage supplies etc.


The sensor has the advantages of high measuring accuracy, high reliability, low thermal drift, low current consumption, small size, PCB mounting etc.

### Specifications


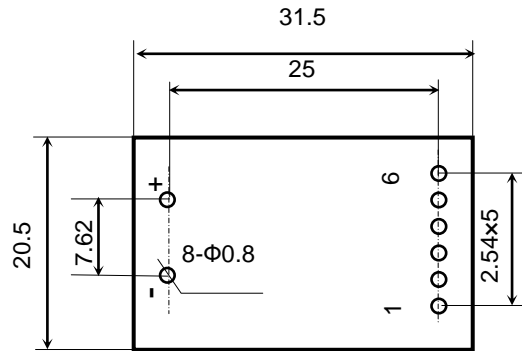
Part number	CYVS412D01-m-X, (X depends on power supply)
Rated input voltage range	m=10V ~ 1000V AC (it needs to connect a resistor in value of 1kΩ/V at the input for limiting the input current)
Linear measuring range	0 ~ 1.2 time of rated input voltage
Overload capacity	2 times
Frequency range	25Hz ~ 5 kHz
Output signals	DC voltage: 0-5V DC
Measuring accuracy	0.2%
Load capacity	5mA
Response time	≤300ms
Thermal drift	150ppm/°C
Power supply	X=2 for +12V DC, X=4 for +24VDC
Static Voltage	5mA
Isolation	Isolation between input and output, power supply at output
Isolation withstanding voltage	2.5 kV DC, 1min
Operating temperature	-10°C ~ +60°C
Storage temperature	-25°C ~ + 70°C
Relative humidity	10% ~ 90%
Isolation Capacity between input and output	5pF (<1kHz)
CMRR	60dB (50Hz)
Protection of Case	IP20
Material of Case	ABS (According to UL94V-0)
Mounting	PCB
MTBF	50000 h
Unit weight	30g



## DIMENSIONS (mm)



Dimensions: 31.5mm x 20.5mm x 22.5mm



## Connection

