

## AC Leakage Current Sensor CYCS11-xnF2

The **CYCS11-xnF2** AC current Sensor/Transducer works according electro-magnetic isolation principle and is designed for applications to measurement and monitoring of AC leakage current. The output signal of this transducer is proportional to the rectified average value of input AC current. This sensor is suitable for measuring and monitoring the leakage current in single-phase or three-phase AC systems.

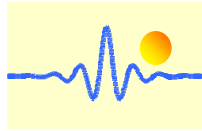
### Specifications

Rated input current AC	0-10mA ~ 0-500mA AC
Linear measuring range	0 - 1.2 times of rated input current
Overload capacity	20 times of rated input current, 1s, time interval 300s, repeat 5 times
Input frequency	25Hz ~ 1kHz
Output signals	0-5VDC, 0-10VDC, 0-20mADC, 4-20mADC
Measuring accuracy	DC voltage output: 0.5%; DC current output: 1.0%
Load capacity	voltage output: 5mA; current output: 6V
Response time	300ms
Thermal drift	DC voltage output: 200ppm/°C DC current output: 300-350ppm/°C
Power supply	+12VDC, +24VDC, +48VDC
Static current	Voltage output: 5mA; Current output: 3-7mA
Isolation	Isolation between input and output, power supply at the output
Isolation voltage	3 kV DC, 1min
Operating temperature	-10°C ~ +60°C
Storage temperature	-25°C ~ + 70°C
Relative humidity	10% ~ 90%
Protection of Case	IP20
Material of Case	ABS (According to UL94V-0)
Mounting	DIN Rail
Case Style	F2 with aperture Φ20mm
MTBF	50000h
Unit weight	90g

### Definition of Part number:

CYCS11	-	x	n	F2	-	0.5	-	m
(1)		(2)	(3)	(4)		(5)		(6)

(1)	(2)	(3)	(4)	(5)	(6)
Series name	Output signal	Power supply	Case style	Accuracy class	Input current range (m)
CYCS11	<b>x=3:</b> 0-5V DC <b>x=5:</b> 4-20mA DC	<b>n=2:</b> +12V DC <b>n=4:</b> +24V DC <b>n=7:</b> +48VDC	F2	0.5% 1.0%	10mA, 20mA, 50mA, 100mA, 200mA, 300mA, 400mA 500mA AC
	<b>x=8:</b> 0-10V DC	<b>n=4:</b> +24V DC <b>n=7:</b> +48VDC			

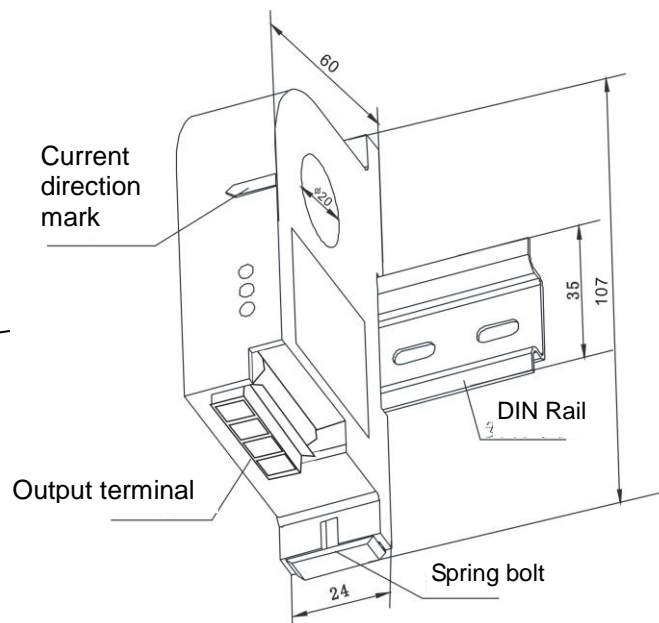
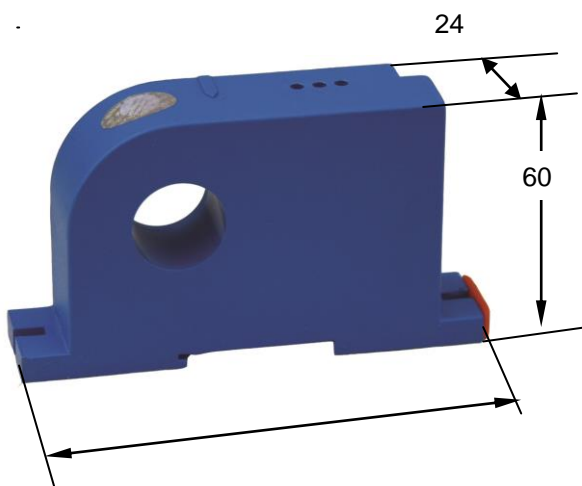


**Example 1:** CYCS11-87F2-0.5-100mA, AC Current sensor with  
Output voltage: 0-10V DC  
Power supply: +48V DC  
Rated input current: 0 -100mA AC

**Example 2:** CYCS11-32F2-0.5-100mA, AC Current sensor with  
Output signal: 0-5V DC  
Power supply: +12V DC  
Rated input current: 0-100mA AC

**Example 3:** CYCS11-54F2-1.0-100mA, AC Current sensor with  
Output signal: 4-20mA DC  
Power supply: +24V DC  
Rated input current: 0 -100mA AC

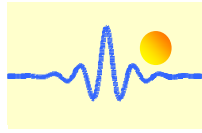
### DIMENSIONS (mm)



Dimensions: 107x 24 x 60mm, Aperture: Ø20 mm

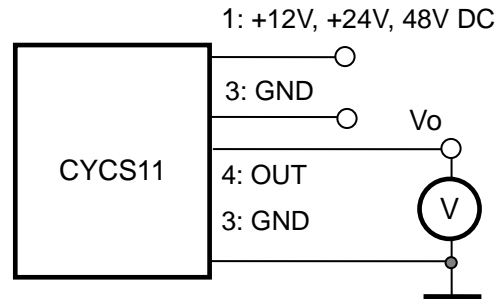
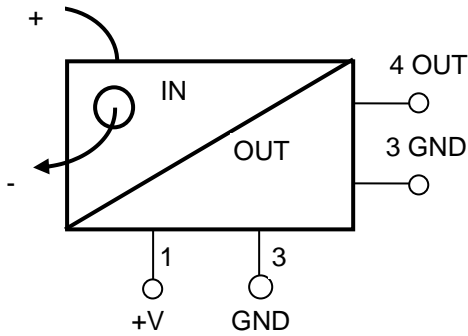
#### Pin Arrangement:

+: V+  
-: NC)  
GND: Ground of power supply and output  
OUT: Output



## CONNECTIONS

### Wiring of Terminals for DC voltage output:

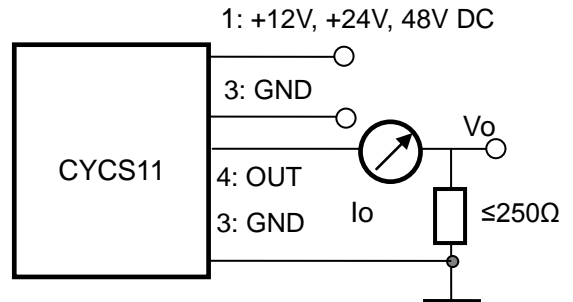
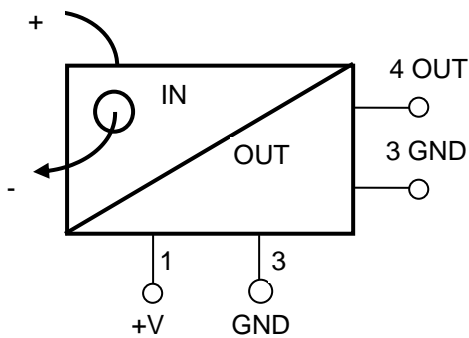


1: +12V, +24V Power Supply;      3: GND;      4: Voltage Output;      2: NC

### Relation between Input and Output:

Sensor CYCS11-32F2-0.5-100mA	
Input current (mA)	Output voltage (V)
0	0
25	1.25
50	2.5
75	3.75
100	5

### Wiring of Terminals for DC Current Output:



1: +12V, +24V Power Supply;      3: GND;      4: Current output;      2: NC

### Relation between Input and Output (for $R_m=250\ \Omega$ ):

Sensor CYCS11-54F2-0.5-100mA		
Input current (mA)	Output current $I_o$ (mA)	Output voltage $V_o$ (V)
0	4	1
25	8	2
50	12	3
75	16	4
100	20	5