

Split Core Self Power AC Current Sensor CYCS11-x0S4

This device **CYCS11-x0S4** is a self-powered 1-element ac current transducer. The input and outputs are electrically isolated from each other. It needs no external power supply. Its ac current input is achieved by passing through the aperture of the case. The output is 0-5V dc or 0-10V dc voltage. It can be applied widely to various measuring and controlling systems such as communication system, electrical power system, railway and various industrial control systems.

Specifications

Rated input current range	20A, 50A, 75A, 100A, 150A, 200A
Frequency of Input current	Typ. 50-60Hz, max. 5kHz
Output signal	0-5V, 0-10V, tracing voltage 5V
Measuring accuracy	1.0%
Isolation	between input and output
Load resistance	≥3MΩ
Isolation withstanding voltage	2.5 kV DC, 1min, leakage current 1mA
Operating temperature	-10°C ~ +60°C
Storage temperature	-25°C ~ +70°C
Relative humidity	10% ~ 90%
Response time	≤500ms
Overload capacity	20 times
Frequency range	45 ~ 65Hz
Mounting	Din rail/screw
Case style and Window size	S4 with aperture Ø31mm

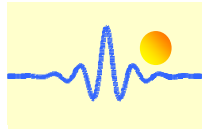
Definition of Part number:

CYCS11	-	x	0	S4	-	1.0	-	m
(1)		(2)	(3)	(4)		(5)		(6)

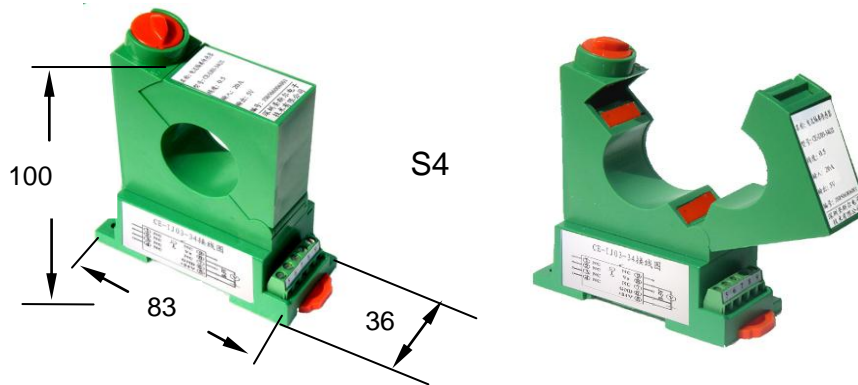
(1)	(2)	(3)	(4)	(5)	(6)
Series name	Output signal	Power supply	Case style	Accuracy class	Input current range (m)
CYCS11	x=1: tracing voltage 5V	0: none	S4	1.0%	20A, 50A, 75A, 100A, 150A, 200A
	x=3: 0-5V DC				
	x=8: 0-10V DC				
					100A, 150A, 200A

CYCS11-30S4: Output voltage 0-5V DC, input current 20A, 50A and 75A, 100A, 150A and 200A
CYCS11-80S4: Output voltage 0-10V DC, input current 100A, 150A and 200A

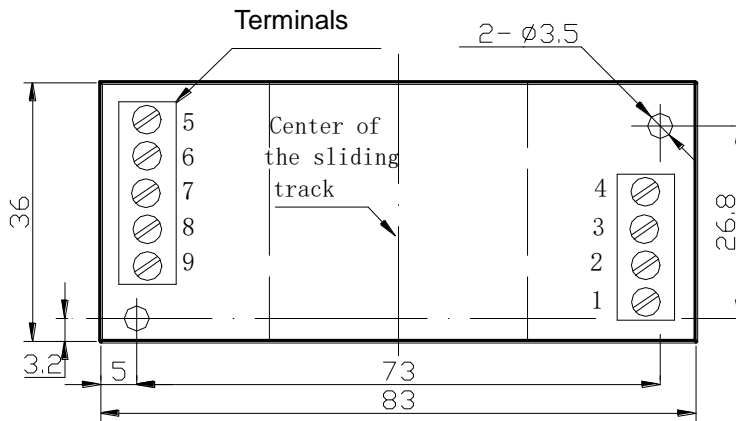
Typical Example: CYCS11-30S4-1.0-50A Split Core Self Power AC Current sensor with
Output signal: 0-5V DC
Rated input current: 50AAC/RMS
Accuracy: 1.0%



DIMENSIONS (mm)



Dimensions: 100mm x 83mm x 36mm
Aperture: Ø31 mm



Mounting Dimensions

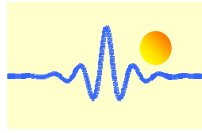
CONNECTION

The current carrying cable must pass through the window. The phase of output is the same as that of the current passing the window in the direction of the arrow indicated on the case.



6: GND

8: Voltage output



Applications:

- Multi-point current sensing and control panels
- Monitor motor faults
- Monitor heating elements
- Monitor lighting elements

Notice:

1. If you want to open/ close the split core, press and move the orange bolt to the open/close direction
2. The conductor carrying the input current should pass through the center of the aperture as perpendicularly as possible. And then lock the bolt.
3. Make sure that the polarities are in right connection.
4. If a meter is used to calibrate the output of the transducer, please make sure that the accuracy of the meter is higher than the transducer.